

# DÉCOR



ORIGINALSTYLE

Tiles to Inspire



# DÉCOR

Decorative small-format wall tiles and panel sets

Welcome to Décor, the renaissance of the small, patterned tile format. A natural counterpart to our larger-scale 'Living' tile range, Décor brings the showstopping beauty of our contemporary pattern designs to more traditional tiles. These formats are ideal for creating splashbacks and adding a design flourish to smaller areas.

**04-07: introduction**

**10-13: jaipur** single tile repeat

**14-17: jacquard** single tile repeat

**20-21: jungle grove** 16-tile panel

**22-23: exotic paradise** 16-tile panel

**24-25: cottage garden** 16-tile panel

**26-29: cottage garden** 18-tile brick bond panel

**30-33: jungle grove** 18-tile brick bond panel

**34-35: pattern orientation**

**38-39: important information**



# DÉCOR

Bringing artistry to life

"Inspired by the latest trends, the designs within this range are a fun new take on small-format decorative tiles; think fresh, bright designs that are bursting with personality. Creativity is at the heart of this range; every design started its life on paper and has been designed by hand to add a unique touch.

To us, tiles are more than just surfaces, they're blank canvases waiting to be transformed into works of art!"

*Becca*

Becca Keenan - Designer






# DÉCOR

Artistry meets innovation

After being created on paper, each decorative element is scanned at high resolution so that the final patterns can be composed and adjusted digitally before being applied to the tiles.

We still decorate and fire all of our tiles in small batches, with each tile being manually handled throughout the production process. Each tile is colour-graded and inspected for quality before being packed (also by hand) at our Exeter factory.







# single tile repeats

## **130mm : 5 1/8" Rustic Satin**

These tiles have wavy edges, soft corners, undulating surfaces, and feature our gloriously lustrous 'Frost' satin sheen.

To accompany this format, we offer a plain tile, Pencil moulding and Pencil corner in matching Frost glaze.





A beautiful floral design in green, pink and beige tones, with pretty petals and delicate sprigs of foliage that trail in a trellis-like pattern.

Can be used in any orientation.



- 130mm / 5 1/8"
- Rustic edge
- Satin glaze



## jasmine

IM-0031397



All Jaipur and Jacquard designs can be used with Frost Satin plain tiles & mouldings; IM-0031395 field tile / IM-0031546 pencil / IM-0031547 pencil corner.



**daisy** IM-003I396



- 130mm / 5 1/8"
- Rustic edge
- Satin glaze

An interlinking folk-art style pattern in shades of blue, featuring stylised floral motifs.

See page 34 for pattern orientation guide.

All Jaipur and Jacquard designs can be used with Frost Satin plain tiles & mouldings:  
 IM-0031395 field tile / IM-0031546 pencil / IM-0031547 pencil corner



## dahlia

IM-0031398

- 130mm / 5 1/8"
- Rustic edge
- Satin glaze



Dusky pinks combine in this design that resonates with the sacred geometry of classic mandala patterns.

Can be used in any orientation.





- 130mm / 5<sup>1</sup>/<sub>8</sub>"
- Rustic edge
- Satin glaze



**indigo**

IM-0031394

Rich blue petal and leaf forms create a pretty repeat pattern reminiscent of embroidery stitching.

See page 34 for pattern orientation guide.

DÉCOR  
**jacquard**



A soft green geometric repeat pattern inspired by traditional hand woven textiles.

See page 34 for pattern orientation guide.



## sage

IM-0031392

- 130mm / 5<sup>1</sup>/<sub>8</sub>"
- Rustic edge
- Satin glaze



DÉCOR  
jacquard

All Jaipur and Jacquard designs can be used with Frost Satin plain tiles & mouldings: 1M-0031395 field tile / 1M-0031546 pencil / 1M-0031547 pencil corner



- 130mm / 5 $\frac{1}{8}$ "
- Rustic edge
- Satin glaze



## clay 1M-0031393

A bold combination of geometric forms and tree-like motifs in muted terracotta.


See page 34 for pattern orientation guide.



# multi-tile panels



**130 x 130mm • 5 1/8" x 5 1/8" • Rustic Satin • 16-tile sets**  
These tiles have wavy edges, soft corners and undulating surfaces finished with a lustrous satin sheen.



Rustic panel sets can be accessorised with matching plain tiles and mouldings: IM-0031395 field tile, IM-0031546 pencil and IM-0031547 pencil corner



**152 x 76mm • 3" x 6" • Gloss Brick • 18-tile sets**  
Based on our Artworks Vintage White, these tiles are smooth, uniform and square-cornered – with a rich glossy finish.



Artworks range plain tiles and mouldings can be used with brick bond panel sets. Choose from a variety of designs in matching Vintage White or, to add contrast, there are many colours to choose from. See the Artworks brochure online at [originalstyle.com](http://originalstyle.com) or speak to your Original Style supplier. *Please note that Artworks mouldings are not suitable for use with any of the rustic-based tiles as the sizing, style and finish are not compatible.*



# jungle grove

16 tile panel set

DÉCOR

- 130mm / 5 $\frac{1}{8}$ "
- Rustic edge
- Satin glaze

Below the jungle canopy, interlocking greenery and dappled light create a serene haven in which to settle.

See the single colour brick bond version of this design on pages 30 to 33



Area of repeat as shown in the photograph opposite



1M-0031539



For a more avant-garde effect, this design can be randomly mixed



This design can be used with Frost Satin plain tiles & mouldings:  
1M-0031395 field tile / 1M-0031546 pencil / 1M-0031547 pencil corner



# exotic paradise

16 tile panel set

DÉCOR

- 130mm / 5<sup>1</sup>/<sub>8</sub>"
- Rustic edge
- Satin glaze

Journey deep into the jungle and find yourself in an exotic paradise, where bold leaves and exotic blooms create an intoxicating atmosphere.



Area of repeat as shown in the photograph opposite



1M-0031540



For a more avant-garde effect, this design can be randomly mixed



This design can be used with Frost Satin plain tiles & mouldings:  
1M-0031395 field tile / 1M-0031546 pencil / 1M-0031547 pencil corner



# cottage garden

16 tile panel set

DÉCOR

- 130mm / 5<sup>1</sup>/<sub>8</sub>"
- Rustic edge
- Satin glaze

Evoking the splendour of a traditional English rose garden, you can almost smell the blooms in this beautifully realised panel set.

See the single colour brick bond version of this design on pages 26 to 29



Area of repeat as shown in the photograph opposite




1M-0031541



For a more avant-garde effect, this design can be randomly mixed



This design can be used with Frost Satin plain tiles & mouldings:  
1M-0031395 field tile / 1M-0031546 pencil / 1M-0031547 pencil corner



# cottage garden grey

brick bond

18 tile brick bond panel set

DÉCOR

- 152 x 76mm / 3" x 6"
- Gloss glaze



Area of repeat as shown in the photograph opposite  
(some tiles are obscured)



IM-0031543

Flowing pattern on a brick bond format gives this traditional design a contemporary feel, while soft greys allow for styling flexibility with muted tones that will harmonise with anything.



Our Artworks range Vintage White half-tiles and mouldings can be used with this set.  
We recommend: IM-0021571 half tile, IM-0001680 Omega & IM-0031382 Omega corner



# cottage garden blue

brick bond

18 tile brick bond panel set

DÉCOR

- 152 x 76mm / 3" x 6"
- Gloss glaze



Area of repeat as shown in the photograph opposite  
(some tiles are obscured)



IM-0031542

The fresh blue cottage garden flowers featured on this panel are crisp and contemporary, but with a comforting vintage character.



Our Artworks range Vintage White half-tiles and mouldings can be used with this set.  
We recommend: IM-0021571 half tile, IM-0001680 Omega & IM-0031382 Omega corner



# jungle grove pink

brick bond

18 tile brick bond panel set

DÉCOR

- 152 x 76mm / 3" x 6"
- Gloss glaze



Area of repeat as shown in the photograph opposite  
(some tiles are obscured)



IM-0031545

Jungle foliage rendered in dusky pink is a fun and edgy alternative to the lush and verdant original.



Our Artworks range Vintage White half-tiles and mouldings can be used with this set.  
We recommend: IM-0021571 half tile, IM-0001680 Omega & IM-0031382 Omega corner



# jungle grove blue

brick bond

DÉCOR

18 tile brick bond panel set

- 152 x 76mm / 3" x 6"
- Gloss glaze



Area of repeat as shown in the photograph opposite  
(some tiles are obscured)



IM-0031544

The cool tones in this design are at odds with the decidedly tropical Jungle theme, but the contrast offers a refreshing change of character.



Our Artworks range Vintage White half-tiles and mouldings can be used with this set.  
We recommend: IM-0021571 half tile, IM-0001680 Omega & IM-0031382 Omega corner

Décor tiles and panel sets are designed to be fitted in the following orientations. Panel sets are labelled sequentially at the factory (from bottom to top) to make it easier to identify each tile. To avoid any ambiguity, it's worth agreeing on the correct orientation with your tiler before they begin. Taking a little time to study the design before tiling will help avoid mistakes.



- Daisy can be placed any way up, but it does have a 'direction' and looks slightly different when rotated, so keep it aligned unless you want a random effect.



- Jasmine and Dahlia are omni-directional, and we recommend turning these tiles to provide a random distribution of details and tones.




- Sage features a 'grain' that runs in one direction, rather like a fabric. We recommend keeping this grain aligned or turned uniformly by 90° every other tile. Purely random placement may look like a mistake.



- Indigo and Clay both feature plant-like forms that naturally look correct when 'growing' upwards. We recommend using them this way up unless you want to deliberately do something different.



- In Exotic Paradise, the larger, darker flowers should be facing upwards, as shown.




- In Cottage Garden, the large central Roses should be facing upwards as shown.




- In Jungle Grove, the large Monstera leaves should be orientated as shown.

# pattern orientation

which way is up?



- Cottage Garden brick bond panels should be placed with the large central Roses facing upwards as shown.




- Jungle Grove brick bond panels should be placed with the large Monstera leaves orientated as shown.



# DÉCOR

Created in Devon

Original Style tiles adorn the surfaces of private homes and public spaces across the globe; from cottages to castles and from coffee shops to cathedrals. We still produce many items at our Exeter factory, where we integrate traditional manufacturing processes and skilled craftsmanship with modern technology and forward-thinking design.



# Important Information/Informations Essentielles Wichtige Informationen / Belangrijke Informatie

How many tiles will you need? / De combien de carreaux aurez-vous besoin?  
Wie viele Fliesen brauchen Sie? / Hoeveel tegels heeft u nodig?

Nominal Tile Size* / Taille nominale du carreau* Nennmaße der Fliese* / Nominale tegelafmetingen*	m <sup>2</sup>	per ft <sup>2</sup>
130 x 130mm (5 1/8" x 5 1/8")	59	5.5
Panels per m <sup>2</sup> or ft <sup>2</sup> * / Panneaux par mètre carré* Pannee pro Quadratmeter* / Panelen per vierkante meter*	3.7	0.34

152 x 76mm (3" x 6")	86	8
Panels per m <sup>2</sup> or ft <sup>2</sup> * / Panneaux par mètre carré* Pannee pro Quadratmeter* / Panelen per vierkante meter*	4.78	0.44

Rustic Satin Moulding* / Moulure satinée rustique* Genormte Länge der Bordüre* / Nominale lengte profieltegels*	lm	lin. ft
130mm (5 1/8")	7.7	2.3

\*Based on a recommended minimum 2mm (1/16") grout gap. Please allow 5 per cent extra for wastage.

\*Sur la base d'un espacement de joint de mortier recommandé minimum de 2mm. Veuillez prévoir 5% supplémentaire pour les pertes.

\*Basiert auf einem empfohlenen Mindestfugenabstand von 2mm. Bitte rechnen Sie 5 Prozent zusätzlich für Verschleiß ein.

\*Gebaseerd op een aanbevolen minimum voegruimte van 2 mm. Gebruik 5 procent extra te rekenen voor verspilling.

## Shade variation and batching

All tiles should be loosely laid out and blended prior to fixing to achieve the most pleasing distribution of shades. Differences between batches can be more marked, so for this reason we recommend that you purchase all tiles at one time, and make allowance for wastage.

No liability for shading issues can be accepted after installation.

## Nominal Dimensions

Throughout this brochure we quote nominal dimensions which are subject to slight variation within internationally accepted standards. Mouldings are ssp-cast not dust-pressed and are not subject to any standards.

## Scratching

The wall tiles shown in this brochure are not recommended for surfaces subject to heavy wear.

## Suitability

Artworks wall tiles are not suitable for steam rooms, saunas, work surfaces, floors or external use. They are suitable for interior walls only. Most are suitable for walls in wet rooms and showers.

## Crazing

Highly glazed ceramic tiles may craze with time, and no guarantee can be given against this occurrence.

If crazing occurs the tiles should be sealed.

## Installation, Adhesives and Grouts

Please refer to the fixing instructions at [www.originalstyle.com](http://www.originalstyle.com) before the installation for further details.

## Cleaning and Maintenance

We do not recommend the use of acid based cleaning products or steam cleaning as this may cause some tiles to react and change in character. We only recommend a pH neutral cleaners. Do not use abrasive cleaners or materials on any tiles or mouldings including those with a precious metal finish.

Please refer to the fixing instructions at [www.originalstyle.com](http://www.originalstyle.com) before the installation for further details.

## Photography

Owing to variations in studio lighting and printing inks, the tile colours shown in this brochure may differ slightly from those of the actual tiles. It is always advisable to ask your Original Style supplier to show you a sample.

## Limits of Liability

Original Style accepts no liability for the faulty installation of its products. In the case of any claim relating to the tiles themselves, Original Style's liability, to the extent permitted by law, is limited to either the replacement of the product or a refund of the cost of the product, and does not extend to cover any consequential loss. Claims must be reported within seven working days from receipt of the tiles. Tiles must be inspected prior to installation and claims cannot be considered after the tiles have been installed.

## Variation de teinte et lotissement

Tous les carreaux doivent être déposés et mélangés de manière lâche avant la pose afin d'obtenir la répartition la plus agréable des teintes. Les différences entre les lots peuvent être plus marquées, c'est pourquoi nous vous recommandons d'acheter tous les carreaux en une seule fois et de prévoir une marge pour les pertes.

Aucune responsabilité ne peut être acceptée pour les problèmes de teinte après l'installation.

## Dimensions nominales

Dans cette brochure, nous citons des dimensions nominales qui sont sujettes à de légères variations dans les normes internationalement acceptées. Les moulages sont coulés sous pression et ne sont soumis à aucune norme.

## Rayures

Les carreaux muraux présentés dans cette brochure ne sont pas recommandés pour les surfaces soumises à une usure importante.

## Adaptabilité

Les carreaux muraux Artworks ne conviennent pas aux hammams, saunas, plans de travail, sols ou usage extérieur. Ils sont adaptés uniquement pour les murs intérieurs. La plupart sont adaptés pour les murs dans les salles d'eau et les douches.

## Craquelures

Les carreaux en céramique hautement émaillés peuvent se craqueler avec le temps, et aucune garantie ne peut être donnée contre ce phénomène. En cas de craquelures, les carreaux doivent être scellés.

## Installation, adhésifs et joints

Veuillez vous référer aux instructions de pose sur [www.originalstyle.com](http://www.originalstyle.com) avant l'installation pour plus de détails.

## Nettoyage et entretien

Nous ne recommandons pas l'utilisation de produits de nettoyage acides ou de nettoyage à la vapeur car cela peut provoquer des réactions et des changements de caractère sur certains carreaux. Nous recommandons uniquement des nettoyeurs neutres. N'utilisez pas de nettoyeurs ou de matériaux abrasifs sur les carreaux ou les moulages, y compris ceux avec une finition en métal précieux.

Veuillez vous référer aux instructions de pose sur [www.originalstyle.com](http://www.originalstyle.com) avant l'installation pour plus de détails.

## Photographie

En raison des variations dans l'éclairage en studio et les encres d'impression, les couleurs des carreaux présentés dans cette brochure peuvent légèrement différer de celles des carreaux réels. Il est toujours conseillé de demander à votre fournisseur Original Style de vous montrer un échantillon.

## Limites de responsabilité

Original Style n'accepte aucune responsabilité pour l'installation défectueuse de ses produits. En cas de réclamation concernant les carreaux eux-mêmes, la responsabilité d'Original Style, dans la mesure permise par la loi, se limite soit au remplacement du produit soit au remboursement du coût du produit, et ne couvre pas les pertes indirectes. Les réclamations doivent être signalées dans les sept jours ouvrables suivant la réception des carreaux. Les carreaux doivent être inspectés avant l'installation et les réclamations ne peuvent être prises en compte après l'installation des carreaux.





**Artworks**  
Traditional glazed wall tiles and mouldings in a range of colours and formats



**Dynesty**  
Patterned wall and floor tiles inspired by journeys of discovery



**Living**  
Stunning patterned tiles and tile panel-sets in a range of striking designs



**Winchester**  
Hand crafted wall tiles in a choice of sumptuous glazes and finishes

**GENERAL ENQUIRIES**  
Tel: +44 (0)1392 473004

**UK SALES**  
Tel: +44 (0)1392 473000

**USA SALES**  
Tel: 508 507 6228  
Email: [usasales@originalstyle.com](mailto:usasales@originalstyle.com)

**EXPORT SALES**  
Tel: +44 (0)1392 473001

Email: [info@originalstyle.com](mailto:info@originalstyle.com)  
Website: [www.originalstyle.com](http://www.originalstyle.com)



**ORIGINALSTYLE**  
Tiles to Inspire

The 'Original Style' logo is a registered trade mark of Original Style Ltd.  
Original Style Limited is registered in England number 3018117.  
Registered Office: Falcon Road, Sowton Industrial Estate, Exeter, Devon EX2 7LF, England

Your Original Style stockist

£4:00 €5:00 \$5:50

IM-0031663 DÉCOR BROCHURE MAY'24

Printed using green energy  
and vegetable based inks

© Copyright Original Style Ltd 2024

